

SLH-2B-FH-1H

Single needle, Long arm, Super heavy duty, High foot lift,
Large oscillating shuttle hook, Drop feed and walking foot,
Reverse stitch, Lockstitch machine

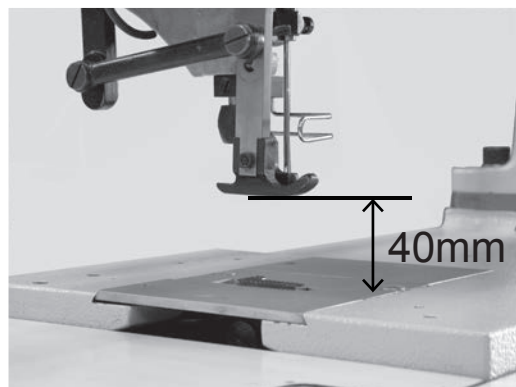


SLH-2B-FH-1H

Variety

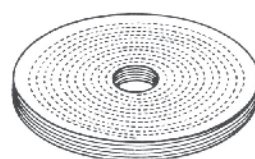

SLH-2B-FH-1H

High presser foot lift 40mm,
long needle bar stroke




Applications

- For sewing super heavy weight materials.
- Suitable for sewing products such as safety and logging belts, cargo slings, buffing wheels, harnesses, construction barriers, parachutes, balloons and book binding.




Features

- Suitable for extra thick thread (#00)
- Cam take-up type makes good tension.
- Synchronized walking foot and drop feeding mechanism assures uniform stitching.
- Extra high presser foot lift (40mm) enable sewing extra heavy materials. Due to functional specification, there is 13mm clearance between the presser foot and the throat plate when the presser foot comes to lowest position.
- Extra large capacity hook minimizes the time to replace the bobbin thread.
- 413mm working space (Extra long arm), from the needle to the sewing machine arm, makes sewing works easy to handle heavy weight and even large materials.
- Long stitch length (15mm max.).
- Reverse stitching by stitch adjusting lever.
- Automatic back tack (BT) and automatic presser foot lift (FL) are available as option.
- Needle with long blade (1001H #28) is suitable for sewing extra heavy weight materials.
- Optional gauge parts are available at extra cost to accommodate needle type 1000.



Large bobbin



Buffing wheels

Specifications

Variety		SLH-2B-FH-1H
Number of needle		Single needle
Max. sewing speed		600 s.p.m.
Max. stitch length		19/32" (15 mm)
Clearance under presser foot	by hand	1-37/64" (40 mm)
	by pedal	1-37/64" (42 mm)
Needle bar stroke		2-7/8" (73 mm)
Needle(standard)		ORGAN 1001H (#28) / Schmetz 1000 (#250)
Thread		#0 (standard) - #00
Hook		Large shuttle hook
Amount of lift of alternating presser foot		3/16"-9/32" standard 15/64" (5 - 7 mm) (standard 6 mm)
Thread take up lever		Cam type
Lubrication		Hand type
Bed size		25-3/4" x 10-5/32" (654 x 258 mm)
Working space		16-1/4"x 9-3/32" (413 x 231 mm)
Motor / Motor Belt		AC Servo motor (750w) / A type
Net weight(Head only)		113 kg

NOTE: (1) Speed depends on threads, materials and type of operation (2) Specifications subject to change without notice



SEIKO SEWING MACHINE CO., LTD.

2-13-6, Sakaecho, Funabashi-shi
Chiba Prefecture, 273-0018, Japan

Phone : +81-47-420-3561 (Overseas dept.)

Fax : +81-47-420-3560

E-mail : export@seiko-sewing.co.jp

Printed in Japan 2016.04

<http://www.seiko-sewing.co.jp/>